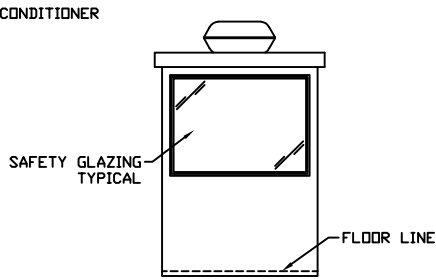



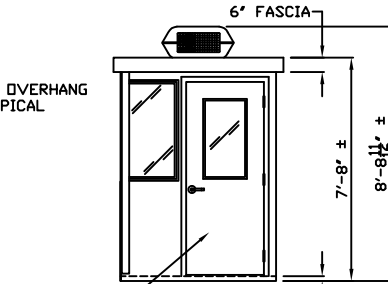
(E1) ELEVATION



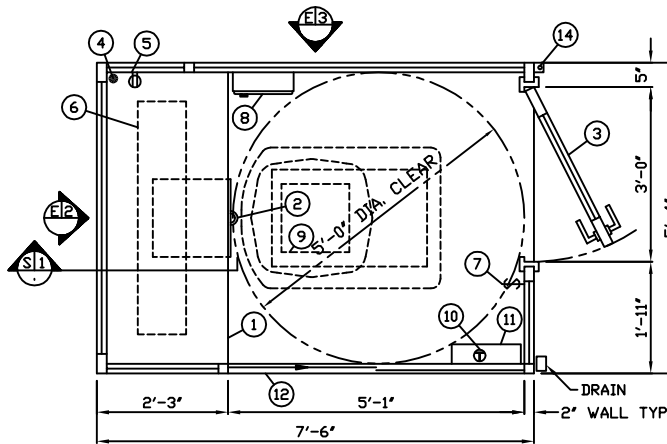
(E2) ELEVATION



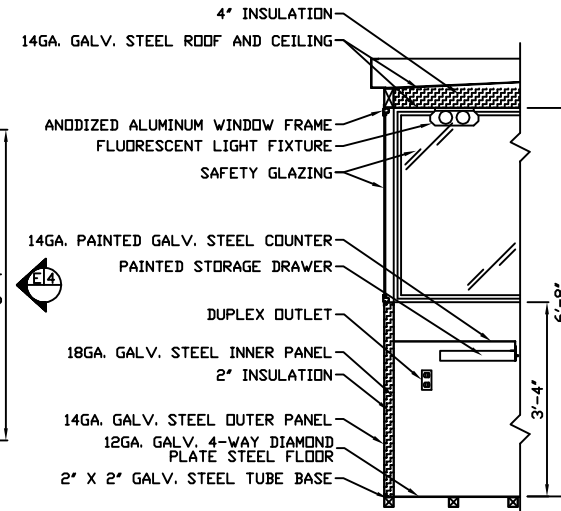
(E3) ELEVATION



(E4) ELEVATION



(E1) PLAN VIEW

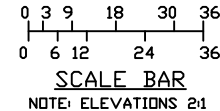


(S1) SECTION
NO SCALE

1. COUNTER- 25" DEEP PAINTED GALVANIZED STEEL MOUNTED 32" ABOVE FLOOR..
2. PAINTED STORAGE DRAWER BENEATH COUNTER.
3. DOOR- PAINTED 36" WIDE, SWINGING STEEL, WITH WEATHER-STRIPPING, BALL BEARING BUTTS, HYDRAULIC CLOSER, SAFETY GLAZING, AND LEVER HANDLE LOCKSET.
4. HOLE IN COUNTER FOR DROP CORDS.
5. DUPLEX OUTLET MOUNTED BELOW COUNTER.
6. FLUORESCENT LIGHT FIXTURE WITH T-8 LAMP INCLUDED.
7. WALL SWITCH FOR INTERIOR LIGHT.
8. HEATER- WALL MOUNTED WITH INTEGRAL THERMOSTAT CONTROL.
9. AIR CONDITIONER- 120V/13,500 BTU ROOF MOUNTED WITH THERMOSTAT CONTROL, SHROUD FINISH COLOR IS WHITE.
10. THERMOSTAT CONTROL FOR ROOF MOUNTED AIR CONDITIONER.
11. C.B. PANEL- 12 SPACE, 120/240V, 1Ø-3 WIRE WITH GROUND. 100 AMP MAIN BREAKER INCLUDED. ALL BRANCH BREAKERS FOR FACTORY INSTALLED DEVICES PROVIDED.
12. SLIDING CASHIER WINDOW.
13. ANCHOR CLIP- 2" X 2" X 1/4"(MIN) STEEL WITH A 3/4" ANCHOR BOLT HOLE, 4-REQ'D, WELDED TO BASE AT GRADE. ANCHOR BOOTH AFTER FINAL LOCATION. ANCHOR BOLTS NOT INCLUDED.

NOTE: PAR-KUT BOOTHS ARE OF SINGLE UNIT WELDED STEEL CONSTRUCTION, FACTORY ASSEMBLED AND DELIVERED SET UP. FAILURE TO SECURELY ANCHOR BOOTH MAY RESULT IN OVERTURNING OF UNIT AND SERIOUS INJURY TO OCCUPANT.

- A. GLAZING- SAFETY GLAZING SET IN ANODIZED ALUMINUM WINDOW FRAMES.
- B. PAINT- FINISH SHALL BE SINGLE COLOR OF CHOICE, IMPRON POLYURETHANE HIGH GLOSS INDUSTRIAL COATING. SHALL BE APPLIED TO ALL EXPOSED METAL SURFACES. THIS EXCLUDES FLOOR, ROOF SURFACE, ANODIZED ALUMINUM WINDOW FRAMES AND ANY STAINLESS STEEL COMPONENTS (IF USED).
- C. ELECTRICAL- ALL WIRING BY PAR-KUT TO BE #12(MIN) STRANDED COPPER, THHN ENCLOSED IN 1/2"(MIN) E.M.T. PER NATIONAL ELECTRIC CODE. FITTINGS, FIXTURES, AND DEVICES ARE U.L. LABELED. ALL WIRING TO TERMINATE AT C.B. PANEL. ALL CIRCUITS HAVE GREEN GROUND WIRE.
- D. BOOTH WILL HAVE A 3" CANOPY OVERHANG ON ALL SIDES.
- E. LIFTING RING(S) ARE PROVIDED ON ROOF.
- F. NO ON SITE WORK BY PAR-KUT.



A.D.A. NOTE
BOOTH MUST BE HANDICAP ACCESSIBLE. THE FOUNDATION MAY BE RECESSED OR A 1:12 RAMP MUST BE PROVIDED SO THAT MAXIMUM CHANGE IN LEVEL FROM GRADE TO FINISH FLOOR DOES NOT EXCEED 1/4"

A/E NOTES	
PAINTE COLOR:	
(PLEASE SPECIFY COLOR)	

NOTE: THIS PRINT AND DESIGN ARE THE PROPERTY OF PAR-KUT INTERNATIONAL, INC. IT MUST NOT BE REPRODUCED IN ANY MANNER, NOR SHALL IT BE SUBMITTED TO OUTSIDE PARTIES FOR EXAMINATION WITHOUT OUR CONSENT. IT SHALL BE USED ONLY AS A MEANS OF REFERENCE TO WORK DESIGNED AND FURNISHED BY PAR-KUT. PAR-KUT RESERVES THE RIGHT TO MAKE CHANGES TO DESIGN FOR ENGINEERING PURPOSES WITHOUT NOTICE. REVISIONS MAY NOT BE NOTED.

PAR-KUT INTERNATIONAL, INC.
40961 Production Drive
Harrison Twp, Mich.
48049-1951
PH. (586) 468-2947
www.parkut.com

DWG# 75HCRAQS1 SHEET A-1
5'-4" X 7'-6" QUICK SHIP 1

SCALE NTS	DRAWN BY JJD	REVISED 1-15-2013
DATE 7-12-2010	SIZE 5'-4" X 7'-6"	QTY
CHK'D BY:	SALES REPRESENTATIVE	