

WEST ELEVATION

NORTH & SOUTH ELEVATION

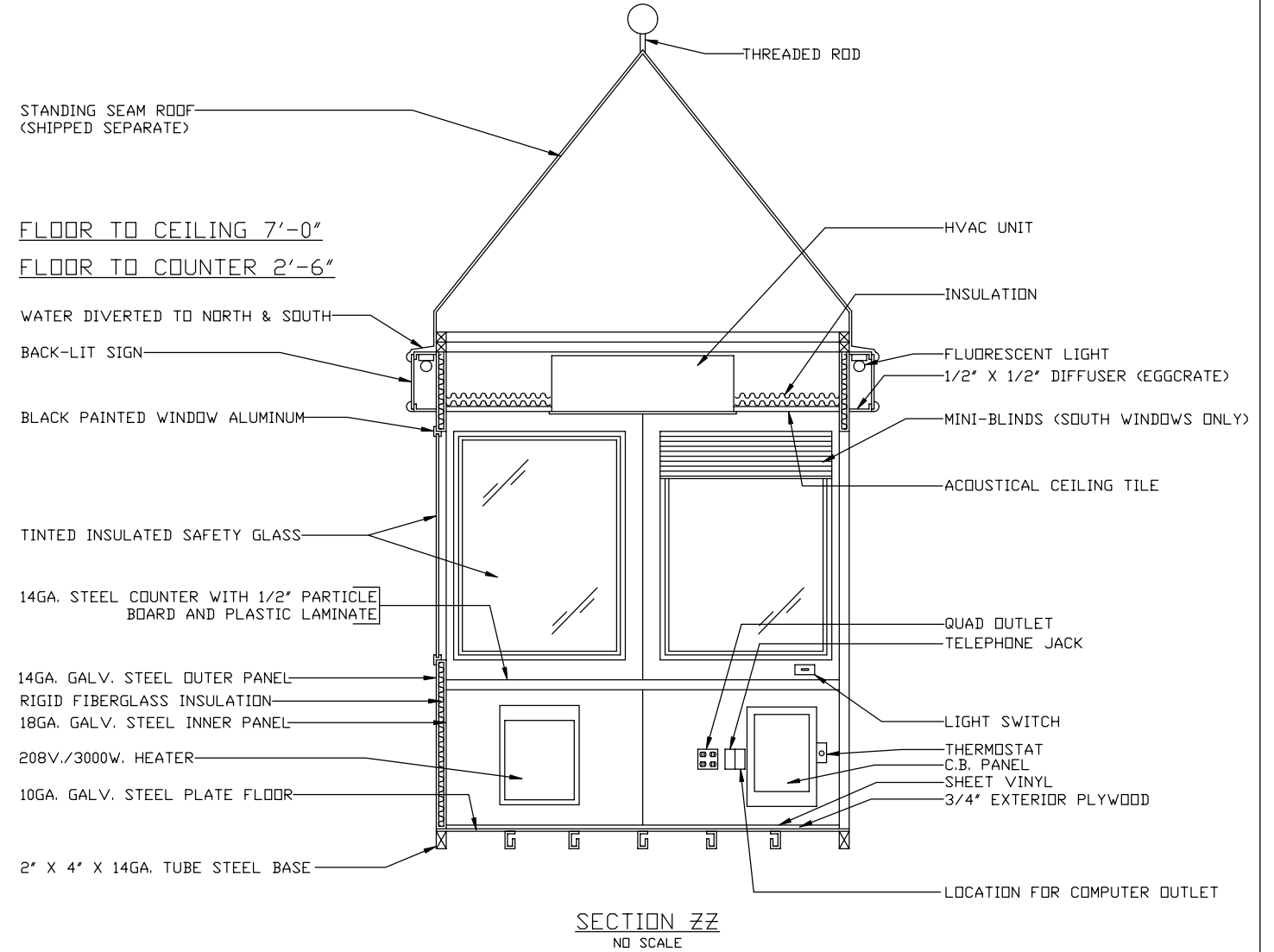
EAST ELEVATION

SCALE: 3/8"=1'-0"

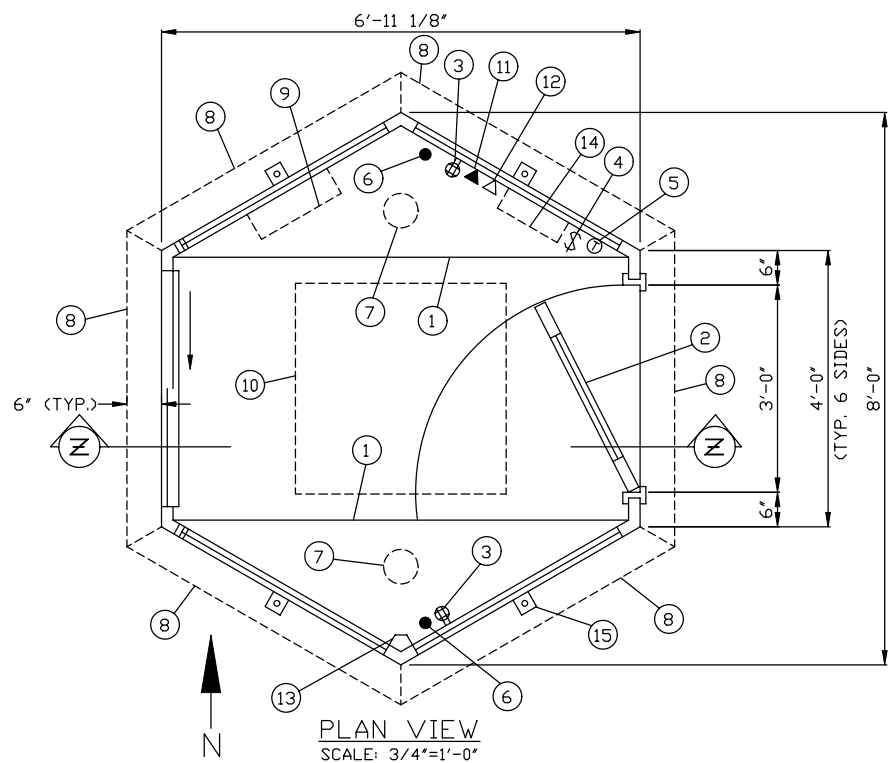
1. 22" DEEP (MAX) COUNTER 30" ABOVE FLOOR WITH PLASTIC LAMINATE TOP AND EDGE, 2-REQ'D.
2. 36" X 80" WIDE SWINGING STEEL DOOR WITH SAFETY GLAZING, WEATHERSTRIPPING, BALL BEARING BUTTS, AND KEY-IN-KNOB LOCKSET. SIDE SLIDE WINDOW INCLUDED.
3. QUAD OUTLET, 2-REQ'D.
4. LIGHT SWITCH.
5. THERMOSTAT FOR HEAT PUMP.
6. 2" DIA. HOLE IN COUNTER, 2-REQ'D.
7. INCANDESCENT DOWNLIGHT RECESSED IN CEILING, 2-REQ'D.
8. BACKLIT SIGN WITH CLEAR POLYCARBONATE, FLUORESCENT LIGHT FIXTURE WITH -20 DEGREE BALLAST, LEXAN TUBE GUARDS, AND 1/2" X 1/2" DIFFUSER LENS, 6-REQ'D.
9. 240V./3000W. FAN FORCED HEATER WITH INTEGRAL THERMOSTAT CONTROL.
10. MITSUBISHI #PLH18FK CEILING MOUNTED HEAT PUMP UNIT WITH 18,000BTU COOL/18,000BTU HEAT, AND WALL MOUNTED THERMOSTAT. OUTSIDE CONDENSOR SHIPPED LOOSE AND FIELD INSTALLED AT SITE BY OTHERS.
11. MODULAR PHONE JACK WITH RACEWAY TO FLOOR SLOT BELOW.
12. JUNCTION IN WALL WITH RACEWAY TO FLOOR SLOT BELOW FOR FUTURE COMPUTER OUTLET.
13. HVAC CHASE WITH REMOVABLE COVER.
14. CIRCUIT BREAKER PANEL WITH GROUND BAR, 100AMP MAIN, AND SPARE BREAKERS PER SPEC.
15. 3" X 3" ANCHOR CLIP, WELDED TO BASE AT GRADE, WITH 1" ANCHOR BOLT HOLE 4-REQ'D. ANCHOR BOOTH AFTER FINAL LOCATION.

NOTE: PAR-KUT BOOTHS ARE OF SINGLE UNIT WELDED GALVANIZED STEEL CONSTRUCTION, FACTORY ASSEMBLED AND DELIVERED SET UP. FAILURE TO SECURELY ANCHOR BOOTH MAY RESULT IN OVERTURNING OF UNIT AND SERIOUS INJURY TO OCCUPANT. ROOF AND BOOTH SHIPPED SEPARATE, TO BE FIELD INSTALLED AT SITE BY OTHERS.

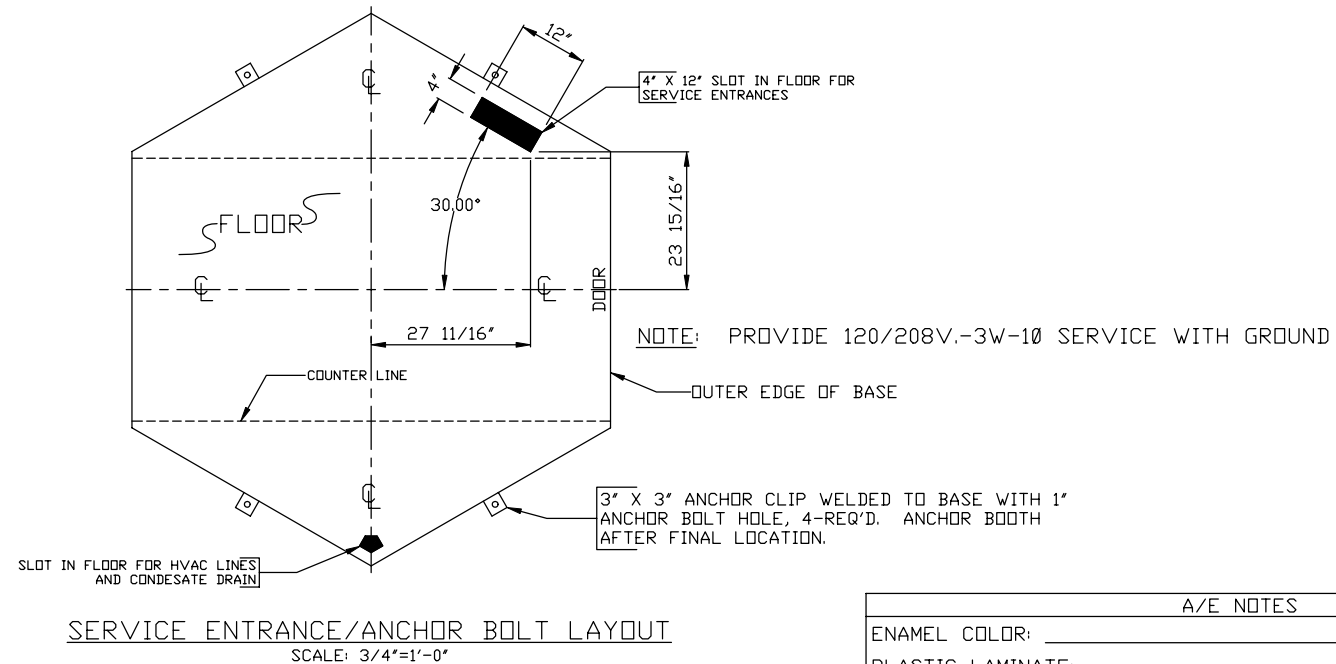
- A. GLAZING IN DOOR TO BE 1/4" TINTED SAFETY GLASS, ALL REMAINING GLAZING TO BE TINTED INSULATED SAFETY GLASS SET IN PAINTED ALUMINUM WINDOW FRAMES.
- B. BOOTH TO BE PAINTED WITH RUST INHIBITIVE EPOXY PRIMER AND FINISH PAINTED WITH ELECTROSTATICALLY APPLIED INDUSTRIAL ENAMEL. (PLEASE SPECIFY COLOR)
- C. ALL WIRING BY PAR-KUT TO BE #12(MIN) STRANDED COPPER, THHN ENCLOSED IN 1/2"(MIN) E.M.T. PER NATIONAL ELECTRIC CODE. FITTINGS, FIXTURES AND DEVICES ARE UL LISTED. ALL WIRING TO TERMINATE AT C.B. PANEL. ALL CIRCUITS HAVE GREEN GROUND WIRE.
- D. ALUMINUM WINDOW FRAMES TO BE PAINTED BLACK.
- E. BOOTH FLOOR TO HAVE SHEET VINYL. (PLEASE SPECIFY COLOR AND ALTERNATE)
- F. COUNTERS TO HAVE PLASTIC LAMINATE TOP AND EDGE. (PLEASE SPECIFY COLOR)
- G. LIFTING RING(S) PROVIDED IN ROOF.
- H. STANDING SEAM ROOF WILL INCLUDE REMOVABLE LIFTING RING. 6" PAINTED SPHERE WILL SECURE INTO SAME THREADS.
- I. NO SIGNS OR ON SITE WORK BY PAR-KUT.



SECTION ZZ
NO SCALE



PLAN VIEW
SCALE: 3/4"=1'-0"



SERVICE ENTRANCE/ANCHOR BOLT LAYOUT
SCALE: 3/4"=1'-0"

A/E NOTES	
ENAMEL COLOR:	#
PLASTIC LAMINATE:	#
SHEET VINYL:	#
ALTERNATE:	#
NOTE: WINDOW ALUMINUM PAINTED BLACK	

93288
CENTRAL MISSOURI
STATE UNIVERSITY
WARRENSBURG, MO.
RE: BORCHERS & HEIMSOOTH CONST. CO., INC.
P.O.# PC 330460
AS NOTED T.E.B.
7-22-93 6'-11 1/8" X 8' 1