

Summitville® Thin Brick

Summitville, America's leading floor brick producer, offers Thin Brick in 14 colors. Each color offers a wide range of shades. Thin Brick is made from select clays and shale chosen for their relative purity, fired strength and proven characteristics.

Custom flashed blends such as light flash, dark flash, vintage flash

and mixed blends are available by special order: minimum quantity may be required. Always check with the factory before ordering, some inventory may be available.

Thin Brick standard size is 2 1/4" x 7 5/8" x 9/16". Special order sizes are available minimum quantity required.

★ Color matching Olde Towne Brick Pavers are available in 12 Thin Brick Colors.



★10 Summitville Red
Range of deep red shades



★14 Alexandria
Range of medium red shades



★95 New Bedford
Range of warm red shades



★16 Plymouth
Range of medium rust brown shades




★17 Yorktown
Range of red tan shades



★15 Providence
Range of red brown shades




★94 Colony
Range of light tan shades




★96 Williamstown
Range of medium tan shades



★19 New Amsterdam
Range of light brown shades




26 Savannah
Range of light buff shades



★97 Valley Forge
Range of deep warm brown shades



★24 Boston
Range of dark gray shades



★21 Raleigh
Range of light tan gray shades



27 Georgetown
Range of tan-buff shades



STOCK SIZE: 2 1/4" x 7 5/8" x 9/16"

SPECIAL ORDER SIZES

Summitville Thin Brick	Summitville Face Brick
2 1/4" x 3 5/8" x 9/16"	2 1/4" x 7 5/8" x 3 5/8"
3 5/8" x 7 5/8" x 9/16"	3 5/8" x 7 5/8" x 3 5/8"
3 5/8" x 11 5/8" x 9/16"	3 5/8" x 11 5/8" x 3 5/8"

Other sizes and shapes may be available, depending on color choice and quality.

Minimum quantities required - always check factory - inventory may be available.

Summitville LANDMARK Series

Five new colors have been added to our Thin Brick line, offering a rustic, handcrafted look in brick surfaces.

Patterned after the hand-made brick of 18th Century Williamsburg, of Jefferson's Monticello and of Federal Period buildings in the early canal towns of Ohio, the Landmark Series was created from brick molds taken


from many of the structures located in and around Ohio's historic village of Hanover. The color names within this series reflect the early American background of five towns, steeped in the lore of Ohio's Sandy & Beaver Canal.




01006 Olde Salem
A red-bodied range with subtle, iron-fired flash




01024 Fredericktown
A red-bodied range with subtle to medium gun-metal flash



01009 Elkton
A red-bodied range with medium flash



01034 Hanover
A red-bodied range with medium to dark flash



01012 Dungannon
A red-bodied range with subtle, light flash

Each of the five colors in this series has a wide range of shades, blended at the factory, to create a unique and distinct color effect. For a one of a kind, custom look, a factory blend of any combination of these five standard production colors is available.


Thin Brick is made from select clays and shale chosen for their relative purity, fired strength and proven service characteristics. Summitville has been a leading manufacturer of brick products for over 90 years and these products have passed the test of time, in quality and durability.

Size:

Standard production is 2-1/4" x 7 5/8" x 11/16".
Corners are available, 11/16" thick.

Installation Methods: Summitville Thin Brick can be installed in numerous ways. It is relatively thin and can be installed by the traditional tile setting method or various types of panel systems.

To insure a quality installation, a complete line of installation materials are manufactured and offered by Summitville for your one source satisfaction. Contact the factory for more information on specific materials for your installation.



Olde Salem, Elkton and Fredericktown, as shown, were factory blended for a custom finish.



Size / Trim / Packaging / Weights

Item: All colors

Size: 2-1/4" x 7-5/8" x 11/16" Sq. Ft. Per Tray: 3.2

Pcs. Per Sq. Ft.: 6.87 Pcs. Per Tray: 22

Wt. Per Sq. Ft.: 6.35 lbs. Wt. Per Tray: 20.33 lbs.

Trim



Item: BC248 - 11/16" Corner

All Colors

Pcs. Per Tray: 10

Wt. Each: 1.37 lbs.