



40961 Production Drive • Harrison Twp., Michigan 48045-1351
Telephone: (586) 468-2947 • Fax: (586) 463-6059
www.parkut.com e-mail: sales@parkut.com
Portable Steel Buildings Since 1954.

4' x 7' Aluminum Booth

Operational at your location in 4-6 weeks*




Unit includes: All fixed safety glass windows, plastic laminate countertop, treadplate floor.


Surface mounted electrical. Includes overhead light, one duplex outlet and a load center. Booth is prefinished white. Combination HVAC Unit in rear wall.

Booth will be ready for shipment 2 weeks after you have placed your order, and after the return of the approved drawing.

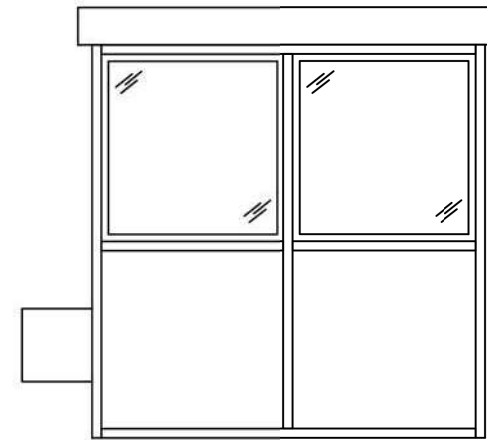
\$ 9,599 w/combo HVAC Unit + Freight
-\$1,200 for 240v 11,600 BTU HVAC Unit
+ \$418 for Tinted
+applicable tax



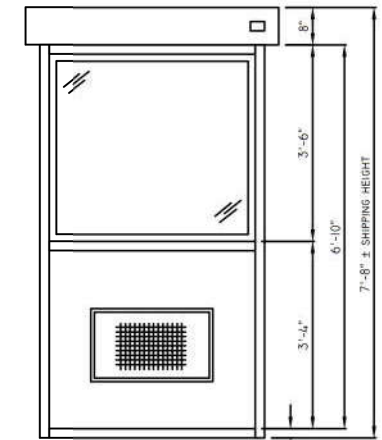
ELEVATION "A"



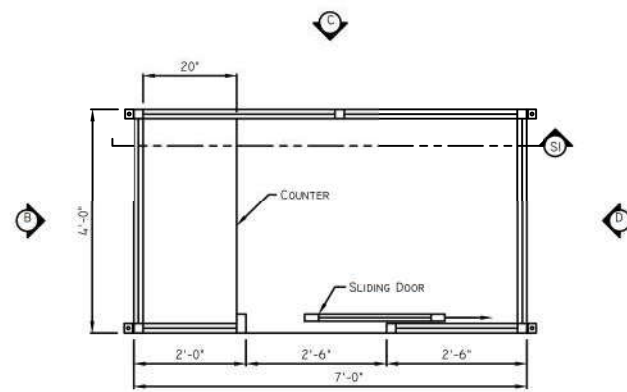
ELEVATION "B"



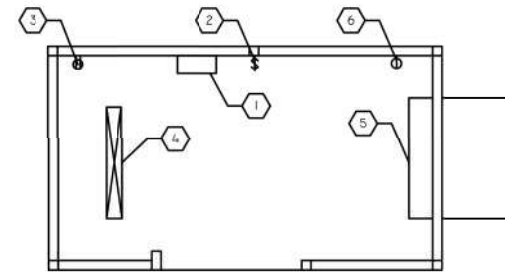
ELEVATION "C"



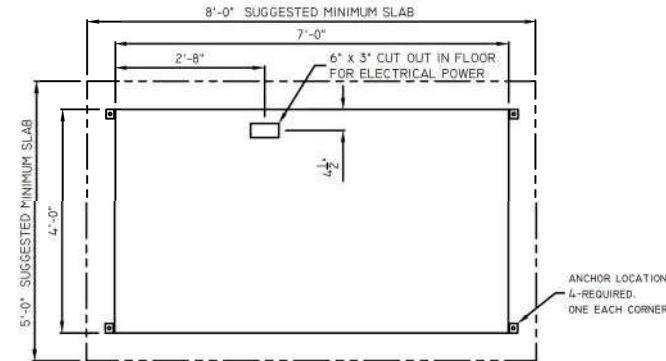
ELEVATION "D"



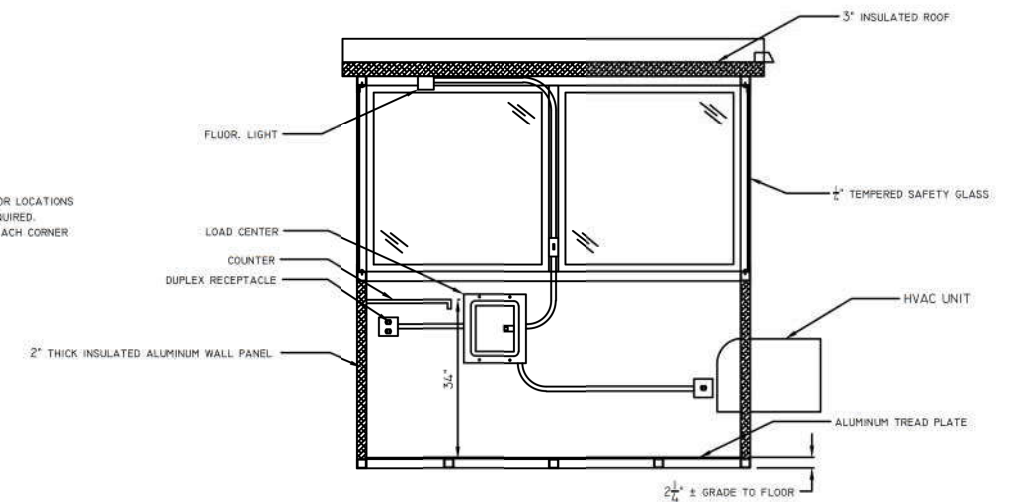
PLAN VIEW



ELECTRICAL PLAN



FOOT PRINT



SECTION "S-1"

EQUIPMENT

- A. COUNTER WITH 2" GROMMET HOLE.
- B. SWING ENTRY DOOR, FULLY WEATHER-STRIPPED WITH LEVER HANDLE LOCKSET, GEARED ALUMINUM CONTINUOUS HINGE, HYDRAULIC CLOSER AND FIXED GLASS WINDOW, UPPER HALF.
- B. SLIDING DOOR, FULLY WEATHER-STRIPPED WITH HOOK BOLT LOCKSET, BALL BEARING HANGERS, ALUMINUM TRACK WITH FIXED GLASS WINDOW, UPPER HALF.

ELECTRICAL NOTES

1. 120/240 VOLT, SINGLE PHASE, 8-CIRCUIT LOAD CENTER PANEL (NO MAIN BREAKER PROVIDED).
2. LIGHT SWITCH.
3. 120 VOLT, DUPLEX RECEPTACLE.
4. FLUORESCENT LIGHT FIXTURE, WITH T-8, LAMP.
5. 240 VOLT, 11,600 BTU COOL/11,200 BTU HEAT HVAC UNIT WITH WIRELESS REMOTE CONTROL. (GE # AJEQ2DC)
6. SINGLE RECEPTACLE 240V/20 AMP FOR HVAC POWER.

- ALL ELECTRICAL COMPONENTS TO BE U.L. LISTED.
- ALL WIRING PER N.E.C. STANDARD.
- ALL FACTORY INSTALLED WIRING TO BE #12 MINIMUM THHN ENCLOSED IN METALLIC RACEWAY.
- ALL BRANCH CIRCUITS HAVE GREEN GROUND CONDUCTOR.

LOCATION OF DEVICE MAY VARY DUE TO MEETING CODE REQUIREMENTS AND PLACEMENT WITHIN THE STRUCTURE

THIS UNIT MUST BE ANCHORED TO CONCRETE SLAB/FOUNDATION
FAILURE TO SECURELY ANCHOR BOOTH MAY RESULT IN OVERTURNING OF UNIT AND SERIOUS INJURY OR DEATH TO OCCUPANT OR TO OTHERS.
DESIGN OF SLAB/FOUNDATION BY OTHERS: CONSULT A PROFESSIONAL ENGINEER FAMILIAR WITH APPLICABLE LOADS AND SITE CONDITIONS FOR THE LOCATION.