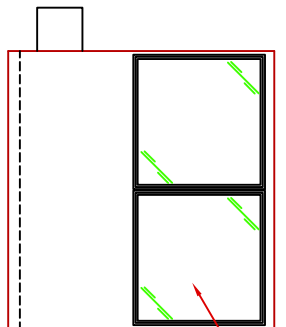
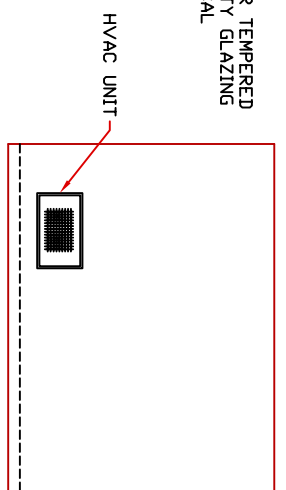


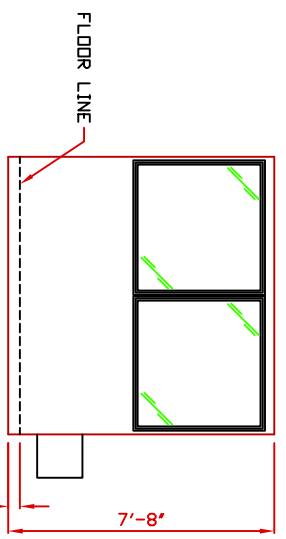
E1 ELEVATION



E2 ELEVATION

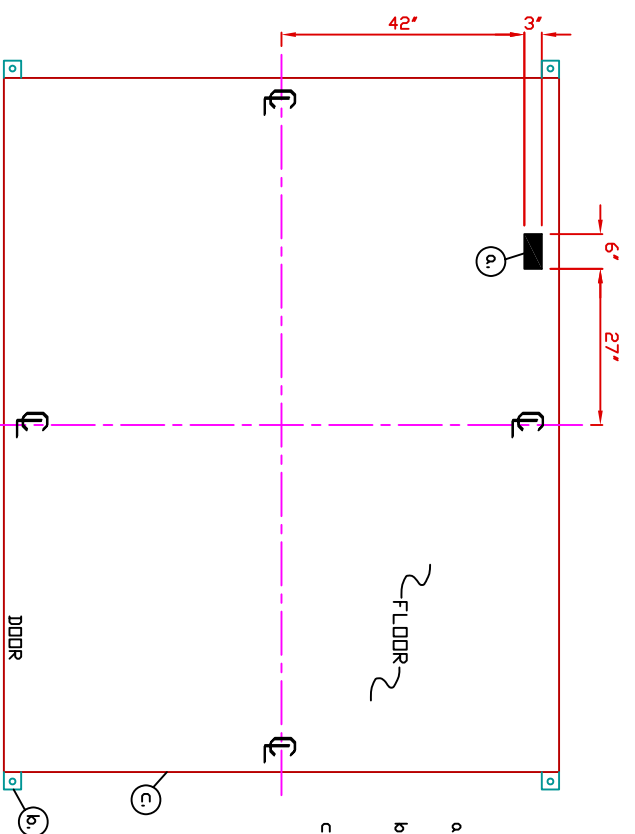


E3 ELEVATION

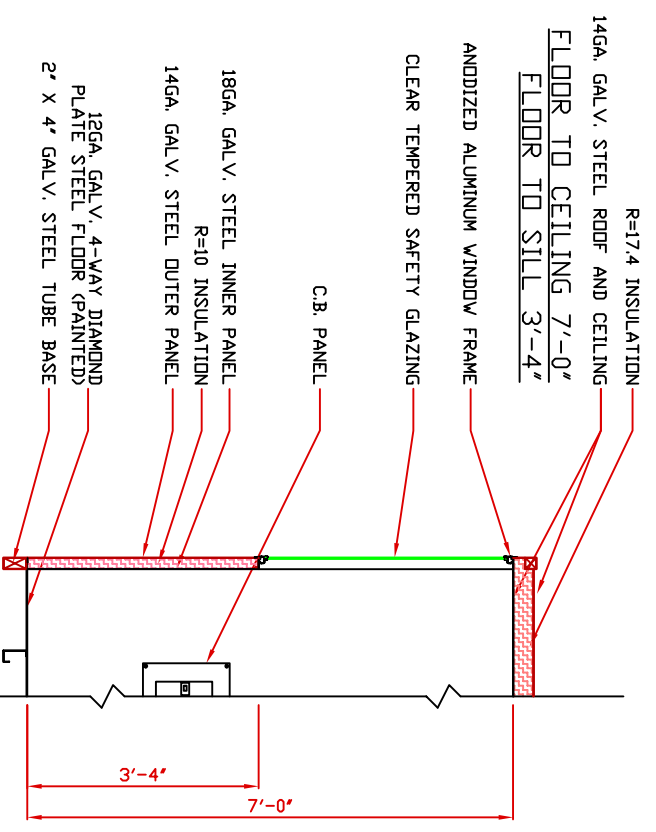
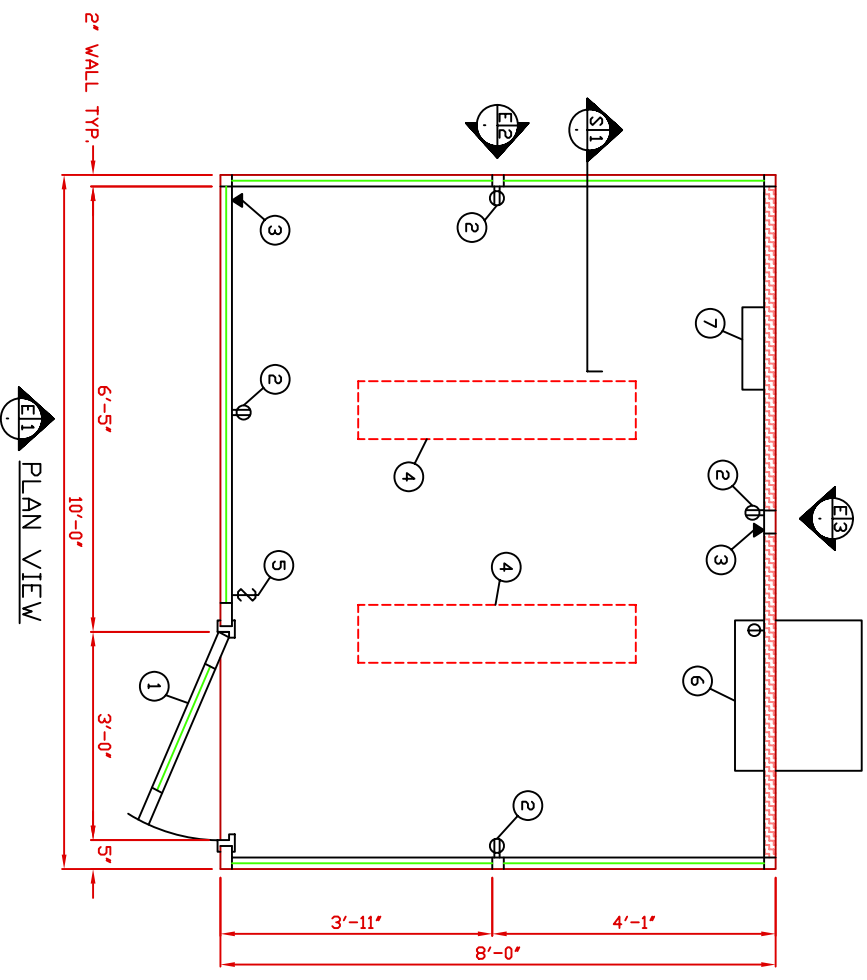


E4 ELEVATION

- a. SLOT IN FLOOR FOR ELECTRIC SERVICE ENTRANCE TO C.B. PANEL ABOVE
- b. 3' X 3' X 1/4" MIN. ANCHOR CLIP WITH 1" ANCHOR BOLT HOLE, 4-REQ'D, ONE EACH CORNER. ANCHOR BOLTS NOT INCLUDED
- c. OUTER EDGE OF BASE



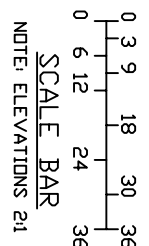
NOTE: PROVIDE 120/240V, 1Ø-3 WIRE SERVICE WITH GROUND. SERVICE ENTRANCE/ANCHOR BOLT LAYOUT



1. DOOR- 36" WIDE SWINGING STEEL DOOR WITH WEATHER-STRIPPING, BALL BEARING BUTTS, SAFETY GLAZING, KEY IN KNOB LOCK, AND HARDWARE.
2. DUPLEX OUTLETS MOUNTED 18" ABOVE FLOOR, 4-REQ'D.
3. PHONE JACK MOUNTED 18" ABOVE FLOOR.
4. 2-34 WATT FLUORESCENT LIGHT FIXTURE WITH ACRYLIC LENS, 2-REQ'D.
5. SWITCH FOR INTERIOR LIGHTS.
6. HVAC UNIT- 240V/11,600 BTU WALL MOUNTED WITH INTEGRAL THERMOSTAT CONTROL.
7. C.B. PANEL- 12 SPACE 120/240V 1Ø-3 WIRE WITH GROUND, 100 AMP MAIN BREAKER INCLUDED.

NOTE:

- A. PAR-KUT BOOTHS ARE OF SINGLE UNIT WELDED GALVANIZED STEEL CONSTRUCTION, FACTORY ASSEMBLED AND DELIVERED SET UP. FAILURE TO SECURELY ANCHOR BOOTH MAY RESULT IN OVERTURNING OF UNIT AND SERIOUS INJURY TO OCCUPANT.
- B. GLAZING- CLEAR TEMPERED SAFETY GLAZING SET IN ANDDIZED ALUMINUM WINDOW FRAMES. PAINT- A RUST INHIBITIVE PRIMER WITH AN INDUSTRIAL FINISH.
- C. ELECTRICAL- ALL WIRING BY PAR-KUT TO BE #12(MIN) STRANDED COPPER, THHN ENCLOSED IN 1/2"(MIN) E.M.T. PER NATIONAL ELECTRIC CODE FITTINGS & FIXTURES & DEVICES ARE U.L. LABELED. ALL WIRING TO TERMINATE AT C.B. PANEL. ALL CIRCUITS HAVE GREEN GROUND WIRE.
- D. BOOTH WILL HAVE NO CANOPY OVERHANG ON ANY SIDE.
- E. LIFTING RINGS ARE PROVIDED IN ROOF.
- F. NO ON SITE WORK BY PAR-KUT.



NOTE: THIS PRINT AND DESIGN ARE THE PROPERTY OF PAR-KUT INTERNATIONAL, INC. IT MUST NOT BE REPRODUCED OR TRANSMITTED IN ANY FORM OR BY ANY MEANS, ELECTRONIC OR MECHANICAL, INCLUDING PHOTOCOPYING, RECORDING, OR BY ANY INFORMATION STORAGE AND RETRIEVAL SYSTEM. WITHOUT OUR CONSENT, IT SHALL BE USED ONLY AS A MEANS OF REFERENCE TO WORK DESIGNED AND FURNISHED BY PAR-KUT. PAR-KUT RESERVES THE RIGHT TO MAKE CHANGES TO DESIGN FOR ENGINEERING PURPOSES WITHOUT NOTICE. REVISIONS MAY NOT BE NOTED.

PAR-KUT INTERNATIONAL, INC.
40961 Production Drive
Harrison Twp, Mich.
48045-1551
Ph. (586) 468-2947

DWG# PSD-002 SHEET A-1

8' X 10' BOOTH

GENERAL NOTES
PAINT COLOR: DCG610 MACHINE GRAY

PK#	Y7252	SCALE	NTS	DRAWN BY	NSG	REVISED
DATE		SIZE	8' X 10'	CHK'D BY:		SALES REPRESENTATIVE