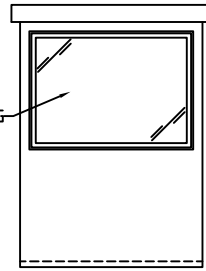


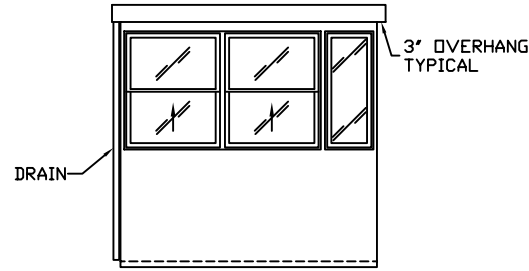
E1 ELEVATION

SAFETY GLAZING

FLOOR LINE



E2 ELEVATION



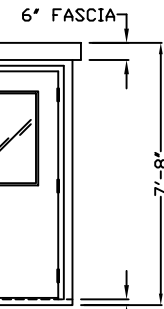
E3 ELEVATION

DRAIN

3" OVERHANG TYPICAL

SWINGING STEEL DOOR

E4 ELEVATION

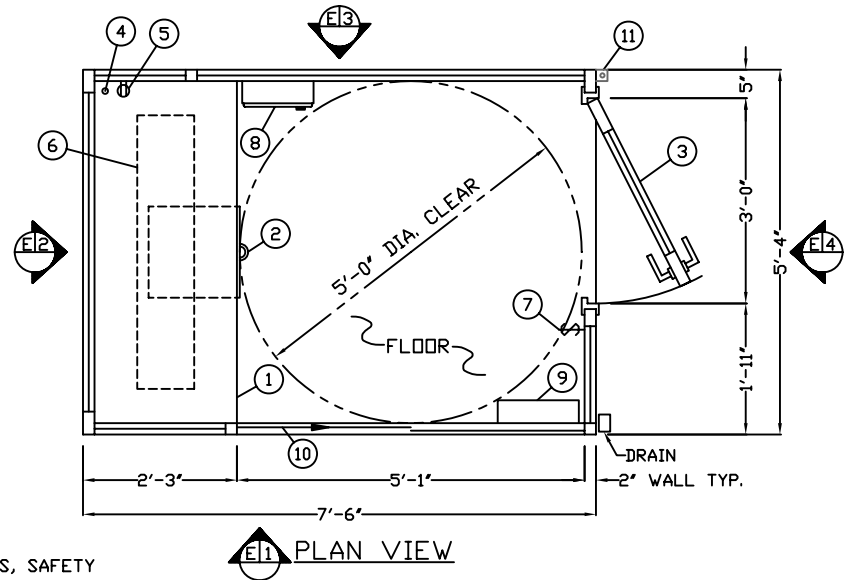


6" FASCIA

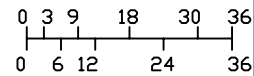
7'-8"

2" GRADE TO FLOOR

A.D.A. NOTE
 BOOTH MUST BE HANDICAP ACCESSIBLE. THE FOUNDATION MAY BE RECESSED OR A 1:12 RAMP MUST BE PROVIDED SO THAT MAXIMUM CHANGE IN LEVEL FROM GRADE TO FINISH FLOOR DOES NOT EXCEED 1/4"



E1 PLAN VIEW




SCALE BAR

NOTE: ELEVATIONS 2:1

1. COUNTER- 25" DEEP PAINTED GALVANIZED STEEL MOUNTED 32" ABOVE FLOOR.
2. PAINTED STORAGE DRAWER BENEATH COUNTER.
3. DOOR- 36" WIDE, SWINGING STEEL WITH WEATHER-STRIPPING, BALL BEARING BUTTS, SAFETY GLAZING, HYDRAULIC CLOSER, LEVER HANDLE LOCK, AND HARDWARE.
4. HOLE IN COUNTER FOR DROP CORDS.
5. DUPLEX OUTLET MOUNTED BELOW COUNTER.
6. FLUORESCENT LIGHT FIXTURE WITH ACRYLIC LENS.
7. SWITCH FOR INTERIOR LIGHT.
8. HEATER- WALL MOUNTED WITH INTEGRAL THERMOSTAT CONTROL.
9. C.B. PANEL- 12 SPACE, 120/240V, 1Ø-3 WIRE WITH GROUND. 100 AMP MAIN BREAKER INCLUDED.
10. HORIZONTAL SLIDING TRANSACTION WINDOW.
11. ANCHOR CLIP- 2" X 2" X 1/4"(MIN) STEEL WITH A 3/4" ANCHOR BOLT HOLE, 4-REQ'D, ONE EACH CORNER. ANCHOR BOOTH AFTER FINAL LOCATION. ANCHOR BOLTS NOT INCLUDED.

NOTE: PAR-KUT BOOTHS ARE OF SINGLE UNIT WELDED STEEL CONSTRUCTION, FACTORY ASSEMBLED AND DELIVERED SET UP. FAILURE TO SECURELY ANCHOR BOOTH MAY RESULT IN OVERTURNING OF UNIT AND SERIOUS INJURY TO OCCUPANT.

- A. GLAZING- SAFETY GLAZING SET IN ANODIZED ALUMINUM WINDOW FRAMES. VENT WINDOWS WILL BE PROVIDED INSECT SCREENS.
- B. PAINT- A RUST INHIBITIVE PRIMER WITH AN INDUSTRIAL FINISH.
- C. ELECTRICAL- ALL WIRING BY PAR-KUT TO BE #12(MIN) STRANDED COPPER, THHN ENCLOSED IN 1/2"(MIN) E.M.T. PER NATIONAL ELECTRIC CODE. FITTINGS, FIXTURES, AND DEVICES ARE U.L. LABELED. ALL WIRING TO TERMINATE AT C.B. PANEL. ALL CIRCUITS HAVE GREEN GROUND WIRE.
- D. BOOTH WILL HAVE A 3' CANOPY OVERHANG ON ALL SIDES.
- E. LIFTING RING(S) ARE PROVIDED ON ROOF.
- F. NO ON SITE WORK BY PAR-KUT.



NOTE: THIS PRINT AND DESIGN ARE THE PROPERTY OF PAR-KUT INTERNATIONAL, INC. IT MUST NOT BE REPRODUCED IN ANY MANNER, NOR SHALL IT BE SUBMITTED TO OUTSIDE PARTIES FOR EXAMINATION WITHOUT OUR CONSENT. IT SHALL BE USED ONLY AS A MEANS OF REFERENCE TO WORK DESIGNED AND FURNISHED BY PAR-KUT. PAR-KUT RESERVES THE RIGHT TO MAKE CHANGES TO DESIGN FOR ENGINEERING PURPOSES WITHOUT NOTICE. REVISIONS MAY NOT BE NOTED.

PAR-KUT INTERNATIONAL, INC.
 40961 Production Drive
 Harrison Twp, Mich.
 48045-1351
 PH. (586) 468-2947



DWG# PK75HC SHEET A-1

STANDARD 5'-4" X 7'-6"
 ADA BOOTH
 MODEL 75HC

GENERAL NOTES		
PAINT COLOR: (PLEASE SPECIFY COLOR)		
SCALE NTS	DRAWN BY DLT	REVISED 12-19-2006
DATE 8-2-2002	SIZE 5'-4" X 7'-6"	QTY
CHK'D BY:	SALES REPRESENTATIVE	