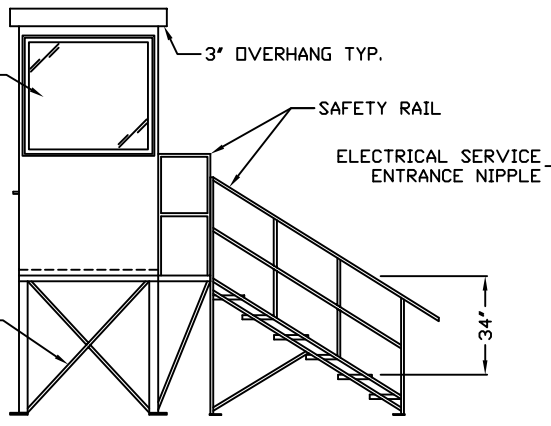
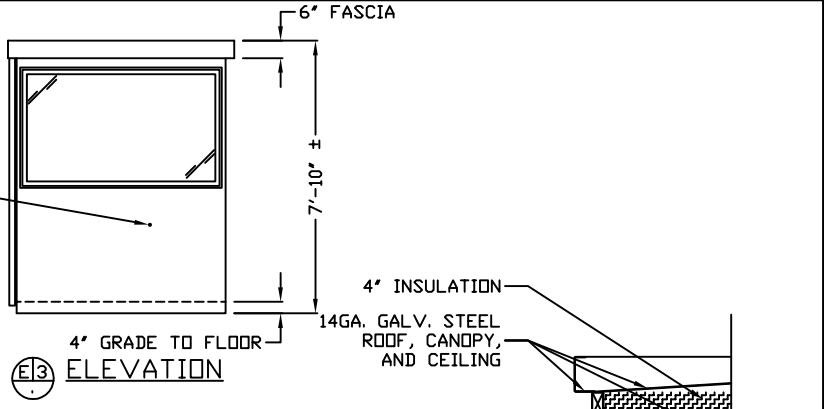


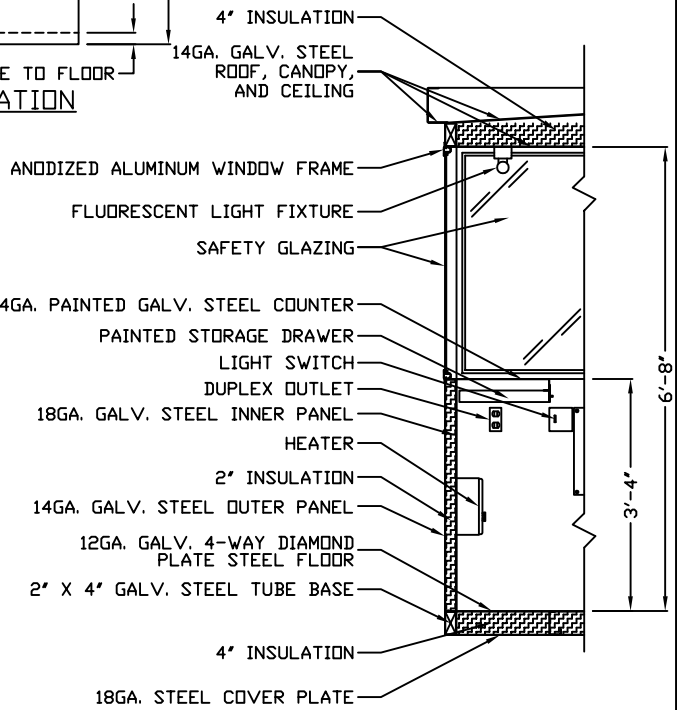
E1 ELEVATION



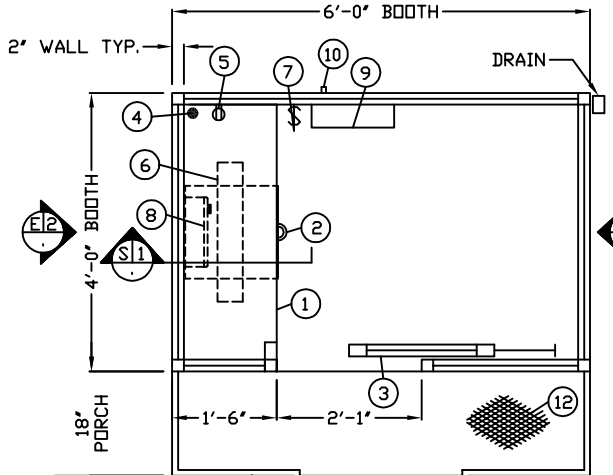
E2 ELEVATION



E3 ELEVATION



S1 SECTION
NO SCALE

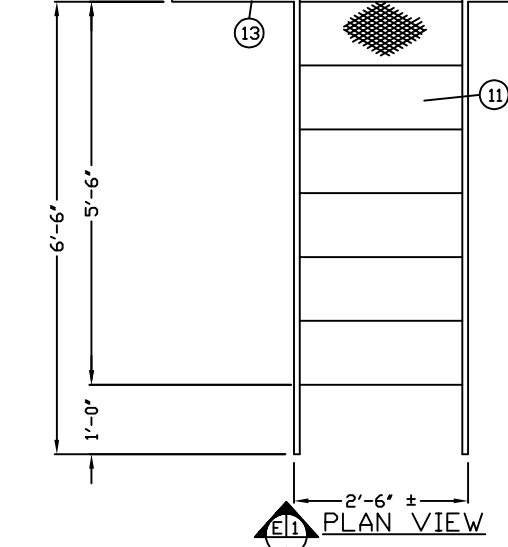


E2 ELEVATION

1. COUNTER - PAINTED GALVANIZED STEEL MOUNTED AT SILL.
2. PAINTED STORAGE DRAWER.
3. DOOR - SLIDING STEEL WITH WEATHER-STRIPPING, BALL BEARING HANGERS, HEAVY DUTY TRACK, SAFETY GLAZING, HOOK BOLT LOCK WITH REMOVABLE CYLINDER, AND INSIDE THUMB TURN.
4. HOLE IN COUNTER FOR DROP CORDS.
5. DUPLEX OUTLET MOUNTED BELOW COUNTER.
6. FLUORESCENT LIGHT FIXTURE WITH T-8 LAMP INCLUDED.
7. WALL SWITCH FOR INTERIOR LIGHT.
8. HEATER - WALL MOUNTED WITH INTEGRAL THERMOSTAT CONTROL.
9. CIRCUIT BREAKER PANEL - 12 SPACE, 120/240V, 1Ø-3 WIRE WITH GROUND BAR, 100 AMP MAIN BREAKER, AND ALL BRANCH BREAKERS FOR FACTORY INSTALLED DEVICES PROVIDED.
10. ¾" NIPPLE THROUGH WALL FOR ELECTRICAL SERVICE ENTRANCE TO C.B. PANEL.
11. GRIP STRUT STEPS, 5-REQ'D.
12. GRIP STRUT PORCH.
13. 1" SAFETY RAILS.

NOTE: PAR-KUT BOOTHS ARE OF SINGLE UNIT WELDED STEEL CONSTRUCTION, FACTORY ASSEMBLED AND DELIVERED SET UP. FAILURE TO SECURELY ANCHOR BOOTH AND STAND MAY RESULT IN OVERTURNING OF UNIT AND SERIOUS INJURY TO OCCUPANT. BOOTH, STAND/PORCH, AND STAIRS ARE SHIPPED AS THREE SEPARATE UNITS. STAND/PORCH ARE TO BE ANCHORED AND BOOTH SET ATOP BY OTHERS. BOLTS TO FASTEN BOOTH TO STAND/PORCH ARE INCLUDED. BOLTS FOR ANCHORING STAND/PORCH AND STEPS TO FOUNDATION OR FOOTINGS BY OTHERS.

- A. GLAZING - SAFETY GLAZING SET IN ANODIZED ALUMINUM WINDOW FRAMES.
- B. PAINT - FINISH SHALL BE SINGLE COLOR OF CHOICE, IMRON POLYURETHANE HIGH GLOSS INDUSTRIAL COATING. SHALL BE APPLIED TO ALL EXPOSED METAL SURFACES. THIS EXCLUDES ROOF SURFACE, ANODIZED ALUMINUM WINDOW FRAMES AND ANY STAINLESS STEEL COMPONENTS (IF USED).
- C. ELECTRICAL - ALL WIRING BY PAR-KUT TO BE #12(MIN) STRANDED COPPER, THHN ENCLOSED IN ½"(MIN) E.M.T. PER NATIONAL ELECTRIC CODE. FITTINGS, FIXTURES, AND DEVICES ARE U.L. LABELED. ALL WIRING TO TERMINATE AT C.B. PANEL. ALL CIRCUITS HAVE GREEN GROUND WIRE.
- D. BOOTH WILL HAVE A 3" CANOPY OVERHANG ON ALL SIDES.
- E. LIFTING RING(S) ARE PROVIDED ON ROOF.
- F. NO ON SITE WORK BY PAR-KUT.



E1 PLAN VIEW

GENERAL NOTES

PAINT COLOR:
(PLEASE SPECIFY COLOR)

NOTE: THIS PRINT AND DESIGN ARE THE PROPERTY OF PAR-KUT INTERNATIONAL, INC. IT MUST NOT BE REPRODUCED IN ANY MANNER, NOR SHALL IT BE SUBMITTED TO OUTSIDE PARTIES FOR EXAMINATION WITHOUT OUR CONSENT. IT SHALL BE USED ONLY AS A MEANS OF REFERENCE TO WORK DESIGNED AND FURNISHED BY PAR-KUT. PAR-KUT RESERVES THE RIGHT TO MAKE CHANGES TO DESIGN FOR ENGINEERING PURPOSES WITHOUT NOTICE. REVISIONS MAY NOT BE NOTED.

PAR-KUT INTERNATIONAL, INC.
40961 Production Drive
Harrison Twp, Mich.
48045-1351
Ph. (586) 468-2947
www.parkut.com



DWG# pk64s		SHEET A-1	
STANDARD 4' X 6' BOOTH WITH STAND MODEL 64S			
PO#	SCALE	DRAWN BY	REVISED
	NTS	JJD	11-5-2014
DATE	SIZE	QTY	
6-30-2010	4' X 6'		
CHK'D BY:	SALES REPRESENTATIVE		