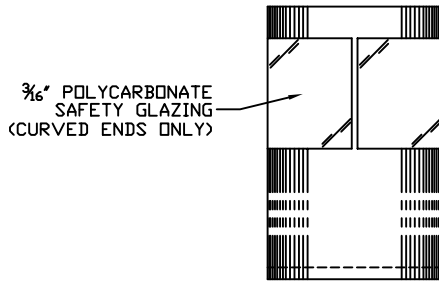
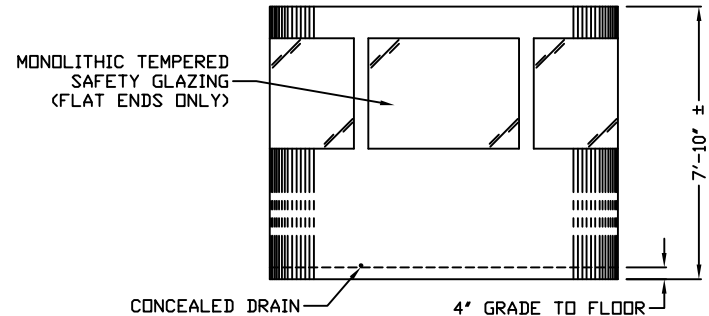


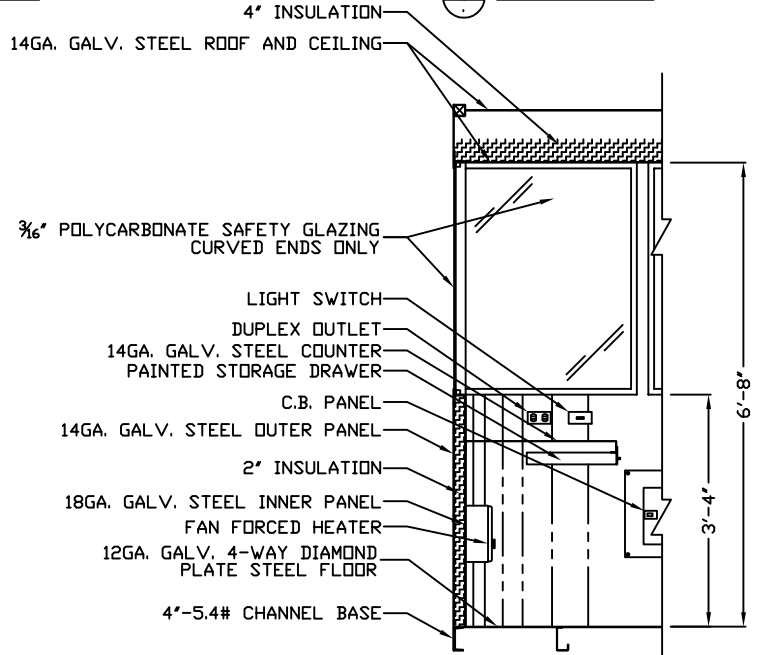
E1 ELEVATION



E2 ELEVATION



E3 ELEVATION

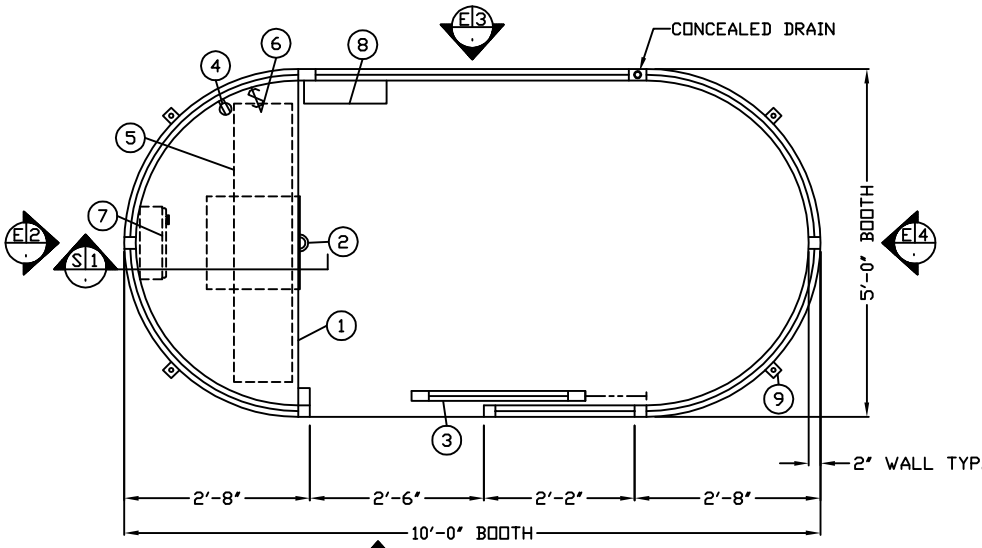


S1 SECTION  
NO SCALE

1. COUNTER - PAINTED GALVANIZED STEEL MOUNTED AT SILL.
2. PAINTED STORAGE DRAWER.
3. DOOR - SLIDING STEEL WITH WEATHER-STRIPPING, BALL BEARING HANGERS, HEAVY DUTY TRACK, SAFETY GLAZING, HOOK BOLT LOCK WITH REMOVABLE CYLINDER, AND INSIDE THUMB TURN.
4. DUPLEX OUTLET MOUNTED ABOVE COUNTER.
5. FLUORESCENT LIGHT FIXTURE WITH T-8 LAMP INCLUDED.
6. WALL SWITCH FOR INTERIOR LIGHT LOCATED ABOVE COUNTER.
7. HEATER - WALL MOUNTED WITH INTEGRAL THERMOSTAT CONTROL.
8. CIRCUIT BREAKER PANEL - 12 SPACE, 120/240V, 1Ø-3 WIRE WITH GROUND BAR, 100 AMP MAIN BREAKER, AND ALL BRANCH BREAKERS FOR FACTORY INSTALLED DEVICES PROVIDED.
9. ANCHOR CLIP - 2" X 2" X 1/4"(MIN) STEEL WITH A 3/4" ANCHOR BOLT HOLE, 4-REQ'D, WELDED TO BASE AT GRADE. ANCHOR BOOTH AFTER FINAL LOCATION. ANCHOR BOLTS NOT INCLUDED.

NOTE: PAR-KUT BOOTHS ARE OF SINGLE UNIT WELDED STEEL CONSTRUCTION, FACTORY ASSEMBLED AND DELIVERED SET UP. FAILURE TO SECURELY ANCHOR BOOTH MAY RESULT IN OVERTURNING OF UNIT AND SERIOUS INJURY TO OCCUPANT.

- A. GLAZING - SAFETY GLAZING SET IN ANODIZED ALUMINUM WINDOW FRAMES.
- B. PAINT - FINISH SHALL BE SINGLE COLOR OF CHOICE, IMRON POLYURETHANE HIGH GLOSS INDUSTRIAL COATING. SHALL BE APPLIED TO ALL EXPOSED METAL SURFACES. THIS EXCLUDES ROOF SURFACE, ANODIZED ALUMINUM WINDOW FRAMES AND ANY STAINLESS STEEL COMPONENTS (IF USED).
- C. ELECTRICAL - ALL WIRING BY PAR-KUT TO BE #12(MIN) STRANDED COPPER, THHN ENCLOSED IN 1/2"(MIN) E.M.T. PER NATIONAL ELECTRIC CODE. FITTINGS, FIXTURES, AND DEVICES ARE U.L. LABELED. ALL WIRING TO TERMINATE AT C.B. PANEL. ALL CIRCUITS HAVE GREEN GROUND WIRE.
- D. BOOTH WILL HAVE NO CANOPY OVERHANG ON ALL SIDES.
- E. LIFTING RING(S) ARE PROVIDED ON ROOF.
- F. NO ON SITE WORK BY PAR-KUT.



E1 PLAN VIEW

NOTE: THIS PRINT AND DESIGN ARE THE PROPERTY OF PAR-KUT INTERNATIONAL, INC. IT MUST NOT BE REPRODUCED IN ANY MANNER, NOR SHALL IT BE SUBMITTED TO OUTSIDE PARTIES FOR EXAMINATION WITHOUT OUR CONSENT. IT SHALL BE USED ONLY AS A MEANS OF REFERENCE TO WORK DESIGNED AND FURNISHED BY PAR-KUT. PAR-KUT RESERVES THE RIGHT TO MAKE CHANGES TO DESIGN FOR ENGINEERING PURPOSES WITHOUT NOTICE. REVISIONS MAY NOT BE NOTED.

PAR-KUT INTERNATIONAL, INC.  
40961 Production Drive  
Harrison Twp, Mich.  
48045-1351  
Ph. (586) 468-2947  
www.parkut.com



DWG# pk105crv SHEET A-1

STANDARD 5' X 10'  
CURVUE BOOTH  
MODEL 105CRV

GENERAL NOTES

PAINT COLOR:  
(PLEASE SPECIFY COLOR)

PO#	SCALE	DRAWN BY	REVISED
	NTS	JJD	11-5-2014
DATE	SIZE	QTY	
7-13-2010	5' X 10'		
CHK'D BY:	SALES REPRESENTATIVE		